



# Urology Consultants, Ltd.

Center for Continence Care and Pelvic Medicine

## **AdVance™ Male Sling for Stress Incontinence**

### **What is stress incontinence?**

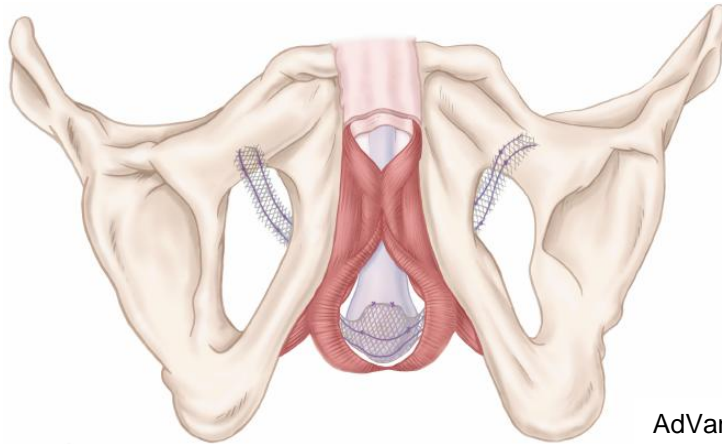
Stress incontinence is the loss of urine when laughing, coughing, sneezing, or doing activities. It is usually caused by a weak or damaged sphincter muscle. In men, it is a condition often seen after prostate surgery.

### **What is the AdVance™ male sling?**

The AdVance male sling is a procedure for stress incontinence in men. The sling tries to correct stress incontinence by supporting the urethra and moving it back into a more natural position thereby enhancing the function of the sphincter muscle at times of coughing, straining, and doing activities.

### **How is the procedure performed?**

A small incision is made in the perineum (area under the scrotum). Two small mini incisions are made in the groin creases and the sling is passed through natural openings in your pelvis, known as the obturator foramina. The sling is positioned over an area known as the bulbar urethra and held in place by friction forces between the sling and the body's own tissues.



AdVance™ Male Sling

### **What are the risks?**

*Failure to correct incontinence* – Although the AdVance™ male sling can be very effective in correcting mild to moderate incontinence, it is not completely corrective in all individuals. Although it is not a contraindication to the procedure, it has been observed that those individuals that wear greater than 4-5 pads per day may not have as good of an outcome as those who wear fewer pads to control their incontinence. An artificial urinary sphincter may be a better choice for individuals with severe incontinence.

*Infection* – Since foreign material is being used for the sling, there is a risk of infection. This is a relatively small risk. Antibiotics are given before and after the procedure to help prevent this complication.

*Bleeding* – This is a risk with any procedure, but since there are few significant blood vessels in the area of the surgery the risk is small. Scrotal bruising is common.

*Urethral Erosion* – This a very rare complication.

*Urethral Injury* – This is a rare problem. This may be more likely if the patient has had a prior surgery for urinary incontinence or radiation to the area for cancer.

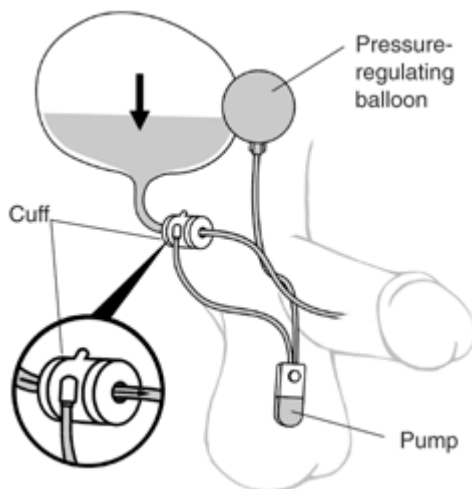
*Temporary pain* – Pain at the operative site under the scrotum is common, but usually resolves itself as you heal. If it continues, please let your doctor know as it might be a sign of infection.

### **What are the restrictions following the procedure?**

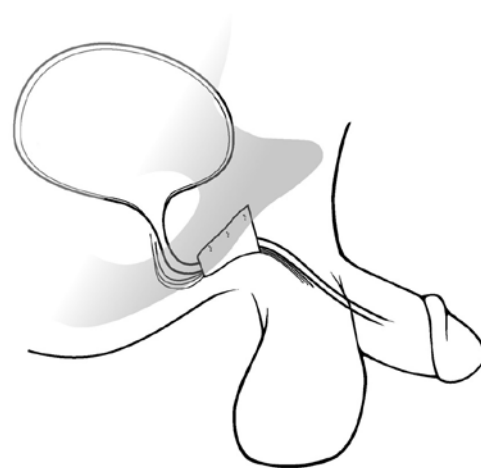
You should do no heavy lifting (nothing heavier than a phone book) or straining for 4-5 weeks. This includes sexual intercourse. You should also be specifically careful about stooping or bending at the hips. You may shower 24 hours after your procedure, but do not take baths, go swimming, or sit in hot tubs until after your follow-up appointment to allow your incision to fully heal.

### **Are there other options?**

Yes. The artificial urinary sphincter (AUS) is still considered the “gold standard” for the correction of all types of male stress urinary incontinence. At this time it has the best long term success rate, especially for more severe incontinence. It is a slightly more complicated procedure and because the device is mechanical there is a 15% chance of malfunction at 7 years. This may require another operation. Also it requires some manual dexterity to operate the pump, which is located in the scrotum. The AdVance™ sling has no working parts making it an attractive option for mild to moderate incontinence.



Artificial Urinary Sphincter



AdVance™ Male Sling